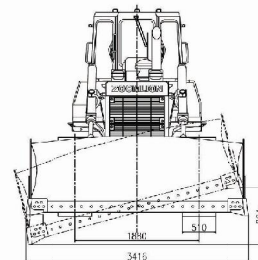


TECHNICAL DATA

| S/N | Item | Parameters | |
|-------------------------------|---------------------------------------|--------------------|-------------------|
| Engine | Model | 1WD10G178E25 | |
| | Rated power | 131Kw | |
| | SFC | ≤215g/Kw.h | |
| Drive | Forward | Gear I | 0-3.8Km/h |
| | | Gear II | 0-6.6Km/h |
| | | Gear III | 0-10.6Km/h |
| | Backward | Gear I | 0-4.9Km/h |
| | | Gear II | 0-8.5Km/h |
| | | Gear III | 0-13.6Km/h |
| Frame | Max. drawbar pull | 152.3KN | |
| | Carrier roller (each side) | 2 | |
| | Track roller (each side) | 6 | |
| Track | Pitch | 203.2mm | |
| | Track shoe number (each side) | 37 | |
| | Track shoe width | 510mm | |
| | Ground contact length | 2430mm | |
| | Specific ground pressure | 64.9KPa | |
| Working weight | Track center distance | 1830mm | |
| | Tilt blade | 16402Kg | |
| Working pressure | Angle blade | 16675Kg | |
| | Rated pressure | 14MPa | |
| Equipment and accessories | Dozer | Type | Tilt dozer |
| | | Width | 3416mm |
| | | Height | 1160mm |
| | | Max. lift height | 1095mm |
| | | Max. drop depth | 545mm |
| | Ripper | Maximum tilt | 864mm |
| | | Dozer capacity | 4.6m ³ |
| | | Tooth number | 3 |
| | | Max. ripping depth | 572mm |
| | | Max. lift height | 702mm |
| Dimensions (excluding ripper) | Total length | 5025mm | |
| | Total width | 3416mm | |
| | Total height (to top of exhaust pipe) | 2783mm | |

CRAWLER BULLDOZER ZD160-3

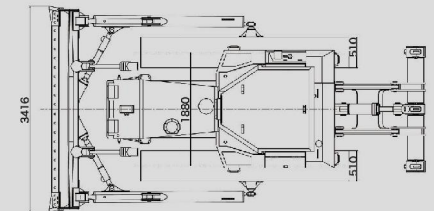
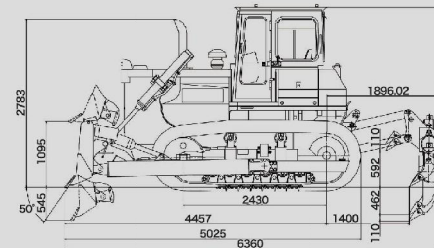
The powerful WD10G178E25 diesel engine, with high efficiency and low consumption, is energy-efficient and environmental-friendly. The planetary gear hydraulic power shift gearbox, which is reasonably and compactly structured, makes the operation more flexible and convenient. The transfer box, gearbox and hydraulic pump are properly configured, leading to greatly improved structural compactness and easier maintenance.



CRAWLER BULLDOZER



ZD160-3



www.zoomlion.com